

GENERAL SAFETY RULES

SAVE THESE INSTRUCTIONS

WORK AREA SAFETY

- **Keep work area clean and well lit.** Cluttered or dark areas invite accidents

SERVICE

- **DANGER! - Know the cylinder!** Some cylinders are spring loaded with high loads. **NEVER disassemble a cylinder without knowing what it contains.** Cylinder knowledge will reduce the risk of serious injury and/or death.
- **Have the cylinder serviced by a qualified repair person using only factory certified Quincy Ortman replacement parts.** This will ensure that the safety of the cylinder is maintained .
- **When servicing a cylinder, use only genuine Quincy Ortman Cylinders parts. Contact the nearest Quincy Ortman distributor for correct instructions.** Use of unauthorized parts or failure to follow correct maintenance instructions may create a risk of personal injury.

SPECIFIC SAFETY RULES

- **Always wear safety glasses with side shields.** Some glasses have only impact resistant lenses. They are NOT safety glasses. Following this rule will reduce the risk of eye injury.
- **Protect your hearing. Wear hearing protection during extended periods of cylinder operations.** Following the rule will reduce the risk of minor and/or serious hearing lost.
- **Do not place cylinders near fire or heat.** This will reduce the risk of fire, explosion and/or personal injury.
- **Never use a cylinder that has been dropped or subject to a sharp blow.** A damaged cylinder and/or cylinder tubing is subject to leakage or rupture.
- **Save these instructions!** Refer to them frequently and use them to instruct others who may use this cylinder. If the cylinder is re-sold or given to someone else, give them these instructions to prevent misuse of the product and possible injury.

ASSEMBLY LIBRICATION

Quincy Ortman recommend lubrication for the fiberglass and steel tubing is Magnalube-G[®] assembly grease. Available in a 3/4 oz. tube as Quincy Ortman part no. 147. **Do not forgot the assembly grease when ordering the repair kits.**

STORAGE

- All products should be stored in the vertical position to aid in preventing seal deformation and permanent set from the weight of the rod. The product **should not** be subjected to the harsh environmental conditions or be exposed to, but not limited to, any chemicals, water, fluids, extreme temperatures, dust, direct sunlight, vibration, or impacting.

RELATED INSTRUCTIONS AND MANUALS AT www.quincyortmancylinders.com

- **Series Catalog.** Quincy Ortman Cylinders Document No. CAT2010-QA-A.
- **Line Card.** Quincy Ortman Cylinders Document No. LC2010-QA-B.
- **Long Term Storage Instructions.** Quincy Ortman Cylinders Document No. IN2009-STORE-A

WARNING! Servicing requires extreme care and knowledge and must be performed only by a qualified service technician. Contact the nearest Quincy Ortman Cylinders distributor for a copy of the required maintenance instructions or [go to the "Literature Download" section at www.quincyortmancylinders.com](http://www.quincyortmancylinders.com) for all your manual needs.



QA Series

Light Duty Cylinders

NFPA Service

1-1/2" to 4" Bores

Pneumatic Service

Up to 150 psi Pressure Rating

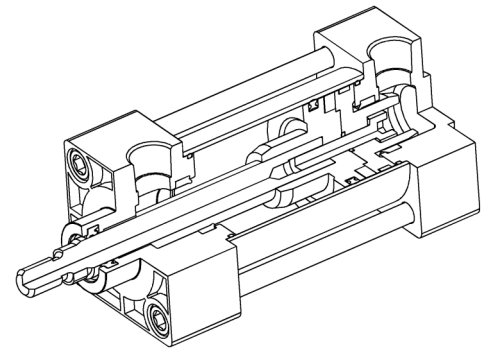
DISASSEMBLY OF THIS PRODUCT WILL VOID ANY REMAINING WARRANTY. CONTACT THE NEAREST AUTHORIZED QUINCY ORTMAN DISTRIBUTOR FOR WARRANTY REPAIR.

Document No. KIN2010-QA-B

2010 Edition

3501 Wismann Lane
Quincy, IL 62305
Ph. 217-222-7766
Fx. 217-222-1773
sales@qcyinders.com

<http://www.quincyortmancylinders.com>

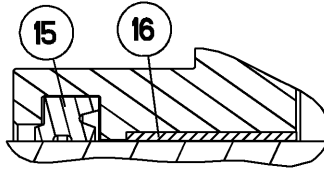


REPAIR KITS AND TORQUES

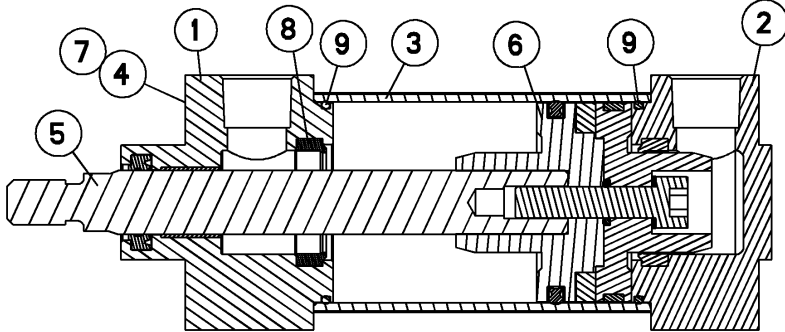
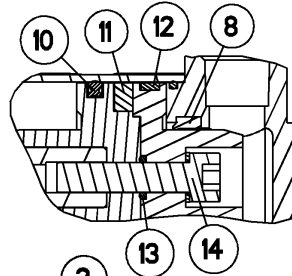
Repair Kit Numbers			Tie Rod Nut		Piston Bolt	
BORE	ROD DIA	COMPLETE KIT	lb-ft	(Nm)	lb-ft	(Nm)
1-1/2	5/8	KQA0150B	6.79	(8.5)	14	(20.0)
2	5/8	KQA0200B	14	(20.0)	14	(20.0)
2.50	5/8	KQA0250B	14	(20.0)	14	(20.0)
3.25	1	KQA0325B	29	(40.0)	91	(124.0)
4.00	1	KQA0400B	29	(40.0)	91	(124.0)

Different seal materials is not available at this time.

Rod bearing assembly



Piston and tube assembly



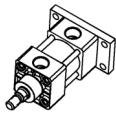
PARTS LIST

ITEM	PART DESCRIPTION (Bore Size)	SRE	DRE	1-1/2 to 4 BORE
1	Head End Cover	1	2	
2	Cap End Cover	1		
3	Tube	1	1	
4	Tie Rod	4	4	
5	Piston Rod	1	1	
6	Piston	1	1	
7	Tie Rod Nut	8	8	
8	Cushion Seal**	2	2	
9	End Cover O'ring	2	2	X
10	Piston Packing	1	1	X
11	Piston Magnetic Band	1	1	X
12	Piston Wearband	1	1	X
13	Piston O'ring	1	1	X
14	Piston Screw	1		
15	Rod Wiper	1	2	X
16	Bearing Liner	1	2	
17	Cushion Screw*	2	2	

* Not Shown - Cushion screws are supplied with all cylinders.

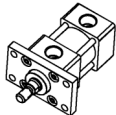
** Available with cushioned both ends. Cushioned Cap End or Cushioned Head End the quantity would be 1 pc.

AVAILABLE MOUNTING KITS



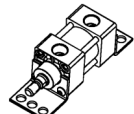
A - Rectangular Flange Cap End NFPA Style - MF2

Mounting Kit - QA-AB-0150, QA-AB-0200, QA-AB-0250, QA-AB-0325, or QA-AB-0400



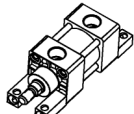
B - Rectangular Flange Head End NFPA Style - MF1

Mounting Kit - QA-AB-0150, QA-AB-0200, QA-AB-0250, QA-AB-0325, or QA-AB-



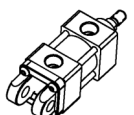
C - End Angle Bracket NFPA Style - MS1

Mounting Kit - QA-C-0150, QA-C-0200, QA-C-0250, QA-C-0325, or QA-C-0400



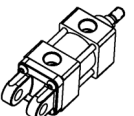
CC - Foot Mount NFPA Style - MS7

Mounting Kit - QA-CC-0150, QA-CC-0200, QA-CC-0250, QA-CC-0325, or QA-CC-0400



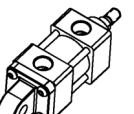
G - Clevis Mount NFPA Style - MP1

Mounting Kit - QA-G-0150, QA-G-0200, QA-G-0250, QA-G-0325, or QA-G-0400
(Kit includes pin and retainer rings)



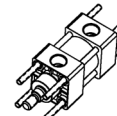
Z - Detachable Clevis Mount NFPA Style - MP2

Mounting Kit - QA-Z-0150, QA-Z-0200, QA-Z-0250, QA-Z-0325, or QA-Z-0400
(Kit includes pin and retainer rings)



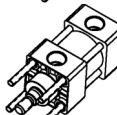
R - Detachable Pivot Mount NFPA Style - MP4

Mounting Kit - QA-R-0150, QA-R-0200, QA-R-0250, QA-R-0325, or QA-R-0400



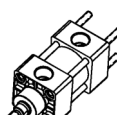
L - Tie Rod Extended Both Ends NFPA Style - MX1

Mounting Kit - QA-L-0150, QA-L-0200, QA-L-0250, QA-L-0325, or QA-L-0400



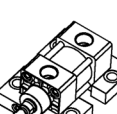
M - Tie Rod Extended Head End NFPA Style - MX3

Mounting Kit - QA-MN-0150, QA-MN-0200, QA-MN-0250, QA-MN-0325, or QA-MN-0400



N - Tie Rod Extended Cap End NFPA Style - MX2

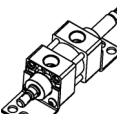
Mounting Kit - QA-MN-0150, QA-MN-0200, QA-MN-0250, QA-MN-0325, or QA-MN-0400



J - Side Lug Mount NFPA Style - MS2

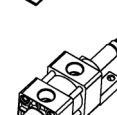
Mounting Kit - QA-J-0150, QA-J-0200, QA-J-0250, QA-J-0325, or QA-J-0400

Double Rod End Construction (DRE)



C - End Angle Bracket NFPA Style - MDS1

Mounting Kit - QA-DC-0150, QA-DC-0200, QA-DC-0250, QA-DC-0325, or QA-DC-0400



CC - Foot Mount NFPA Style - MDS7

Mounting Kit - QA-DCC-0150, QA-DCC-0200, QA-DCC-0250, QA-DCC-0325, or QA-DCC-0400

Inter-changeable Mounting Style
Stock the standard cylinder just add the needed mounting kit.

All mounting kits are shipped loose with the cylinder.

